

## STEEL WHEELS FY2017\*

Your partner in sustainable freight



3.1b

Net Tonne  
Kilometres (NTK's)

=



804,346

Reduced heavy vehicle  
road impact

+



53.7m

Fuel savings (L)

+
























145,928











CO<sub>2</sub> emission  
savings (T)

\*FY2017 (as at March 2017)


















# FY2017 RAIL VERSUS TRUCK FREIGHT MOVEMENTS BY QUARTER

	NET TONNE KILOMETRES (NTK's)	TRUCK TRIPS	FUEL SAVINGS (L)	CARBON EMISSION SAVINGS (T)												
FREIGHT CATEGORIES	Quarter 1				QUARTER 2				QUARTER 3 (to date)				QUARTER 4			
																
 <b>BULK</b>	182.7m	= 44,623	3.7m	10,046	185.7m	48,578	3.8m	10,284	113m	34,853	2.3m	6,289				
 <b>DOMESTIC FREIGHT FORWARDERS</b>	229.2m	20,590	5.1m	13,930	212.0m	22,374	4.6m	12,589	146.7m	18,015	3.2m	8,562				
 <b>DOMESTIC RETAIL</b>	122.8m	14,008	2.6m	7,163	86.0m	11,261	1.8m	4,969	66.2m	10,925	1.4m	3,784				
 <b>FORESTRY</b>	153.0m	74,603	3.1m	8,350	146.3m	69,355	2.9m	7,980	143.3m	68,117	2.9m	7,822				
 <b>IMPORT AND EXPORT CARGO</b>	371.2m	106,814	4.7m	12,713	489.9m	135,328	5.9m	15,953	466.1m	124,769	5.7m	15,362				














# FY2017 RAIL VERSUS TRUCK FREIGHT MOVEMENTS BY MONTH

	NET TONNE KILOMETRES (NTK's)	TRUCK TRIPS	FUEL SAVINGS (L)	CARBON EMISSION SAVINGS (T)	
<b>FREIGHT CATEGORIES</b>		<b>JULY</b>	<b>AUGUST</b>	<b>SEPTEMBER</b>	
		  	  	  	
 <b>BULK</b>	54.3m =	13,663	1.1m	2,956	
		64.3m =	15,322	1.3m	3,538
		64.1m =	15,638	1.3m	3,552
 <b>DOMESTIC FREIGHT FORWARDERS</b>	66.7m =	6,074	1.5m	4,094	
		78.4m =	7,005	1.8m	4,789
		84.0m =	7,515	1.9m	5,046
 <b>DOMESTIC RETAIL</b>	39.4m =	4,651	854,416	2,324	
		42.0m =	4,900	901,304	2,452
		41.5m =	4,458	877,759	2,388
 <b>FORESTRY</b>	47.9m =	23,810	961,073	2,614	
		53.9m =	26,149	1.1m	2,925
		51.6m =	24,638	1.0m	2,810
 <b>IMPORT AND EXPORT CARGO</b>	114.4m =	34,559	1.5m	4,090	
		119.1m =	33,671	1.5m	4,067
		137.5m =	38,549	1.7m	4,553

# FY2017 RAIL VERSUS TRUCK FREIGHT MOVEMENTS BY MONTH

	NET TONNE KILOMETRES (NTK's)	TRUCK TRIPS	FUEL SAVINGS (L)	CARBON EMISSION SAVINGS (T)
<b>FREIGHT CATEGORIES</b>		<b>OCTOBER</b>	<b>NOVEMBER</b>	<b>DECEMBER</b>
		   	   	   
 <b>BULK</b>	67.1m	15,763	1.4m	3,714
	62.4m =	17,017	1.3m	3,452
	53.5m =	14,911	1.1m	2,975
 <b>DOMESTIC FREIGHT FORWARDERS</b>	87.6m =	7,730	1.9m	5,242
	68.5m =	7,543	1.5m	4,088
	56.1m =	7,139	1.2m	3,272
 <b>DOMESTIC RETAIL</b>	38.0m =	4,093	811,431	2,207
	29.2m =	3,962	618,316	1,682
	18.7m =	3,185	396,797	1,079
 <b>FORESTRY</b>	49.7m =	23,638	996,469	2,710
	52.0m =	24,332	1.0m	2,837
	44.7m =	21,445	895,115	2,435
 <b>IMPORT AND EXPORT CARGO</b>	158.3m =	44,094	1.9m	5,255
	167.7m =	46,341	2.0m	5,510
	163.8m =	44,913	1.9m	5,166

# FY2017 RAIL VERSUS TRUCK FREIGHT MOVEMENTS BY MONTH

	NET TONNE KILOMETRES (NTK's)	TRUCK TRIPS	FUEL SAVINGS (L)	CARBON EMISSION SAVINGS (T)
<b>FREIGHT CATEGORIES</b>		<b>JANUARY</b>	<b>FEBRUARY</b>	<b>MARCH</b>
		  		  
 <b>BULK</b>	51.0m	14,089	1.0m	2,827
	22.7m =	9,119	470,369	1,279
	38.6m =	11,416	789,921	2,149
 <b>DOMESTIC FREIGHT FORWARDERS</b>	46.5m =	5,666	990,914	2,695
	47.3m =	5,882	1.0m	2,776
	53.1m =	6,502	1.1m	3,103
 <b>DOMESTIC RETAIL</b>	18.7m =	3,098	394,425	1,073
	20.5m =	3,463	430,472	1,171
	27m =	4,373	568,606	1,547
 <b>FORESTRY</b>	38.5m =	18,026	771,881	2,100
	48.9m =	23,452	979,701	2,665
	56m =	26,669	1.1m	3,060
 <b>IMPORT AND EXPORT CARGO</b>	156.9m =	42,274	2.0m	5,375
	145.7m =	39,132	1.8m	4,774
	163.3m =	43,371	1.9m	5,182

# FY2017 RAIL VERSUS TRUCK FREIGHT MOVEMENTS BY MONTH

NET TONNE KILOMETRES (NTK's)    TRUCK TRIPS    FUEL SAVINGS (L)    CARBON EMISSION SAVINGS (T)

## FREIGHT CATEGORIES

