


## STEEL WHEELS FY2018 (AS AT JULY 2017)

Your partner in sustainable freight












# FY2018 (AS AT JULY 2017) RAIL VERSUS TRUCK FREIGHT MOVEMENTS BY QUARTER

NET TONNE KILOMETRES (NTK's)	TRUCK TRIPS	FUEL SAVINGS (L)	CARBON EMISSION SAVINGS (T)
------------------------------	-------------	------------------	-----------------------------

FREIGHT CATEGORIES

Quarter 1










		=			
 <b>BULK</b>	51.5m	=	14,449	1m	2,794
 <b>DOMESTIC FREIGHT FORWARDERS</b>	41m	=	5,034	886,108	2,410
 <b>DOMESTIC RETAIL</b>	18.9m	=	3,304	393,695	1,071
 <b>FORESTRY</b>	53.9m	=	27,111	1.1m	2,929
 <b>IMPORT AND EXPORT CARGO</b>	124.7m	=	34,722	1.4m	3,861

# FY2018 (AS AT JULY 2017) RAIL VERSUS TRUCK FREIGHT MOVEMENTS BY MONTH

NET TONNE KILOMETRES (NTK's)	TRUCK TRIPS	FUEL SAVINGS (L)	CARBON EMISSION SAVINGS (T)
------------------------------	-------------	------------------	-----------------------------

## FREIGHT CATEGORIES

### JULY

				
 <b>BULK</b>	51.5m	= 14,449	1m	2,794
 <b>DOMESTIC FREIGHT FORWARDERS</b>	66.7m	= 5,034	886,108	2,410
 <b>DOMESTIC RETAIL</b>	39.4m	= 3,304	393,695	1,071
 <b>FORESTRY</b>	47.9m	= 27,111	1.1m	2,929
 <b>IMPORT AND EXPORT CARGO</b>	114.4m	= 34,722	1.4m	3,861

# FY2018 (AS AT JULY 2017) RAIL VERSUS TRUCK FREIGHT MOVEMENTS BY MONTH

NET TONNE KILOMETRES (NTK's)

TRUCK TRIPS

FUEL SAVINGS (L)

CARBON EMISSION SAVINGS (T)

## FREIGHT CATEGORIES



BULK



DOMESTIC FREIGHT  
FORWARDERS



DOMESTIC RETAIL



FORESTRY



IMPORT AND  
EXPORT CARGO

# FY2018 (AS AT JULY 2017) RAIL VERSUS TRUCK FREIGHT MOVEMENTS BY MONTH

NET TONNE KILOMETRES (NTK's)

TRUCK TRIPS

FUEL SAVINGS (L)

CARBON EMISSION SAVINGS (T)

## FREIGHT CATEGORIES



BULK



DOMESTIC FREIGHT  
FORWARDERS



DOMESTIC RETAIL



FORESTRY



IMPORT AND  
EXPORT CARGO

# FY2018 (AS AT JULY 2017) RAIL VERSUS TRUCK FREIGHT MOVEMENTS BY MONTH

NET TONNE KILOMETRES (NTK's)

TRUCK TRIPS

FUEL SAVINGS (L)

CARBON EMISSION SAVINGS (T)

## FREIGHT CATEGORIES



BULK



DOMESTIC FREIGHT  
FORWARDERS



DOMESTIC RETAIL



FORESTRY



IMPORT AND  
EXPORT CARGO