



KiwiRail Freight Update

December 2023

Merry Christmas and a Happy New Year

On behalf of our team across Aotearoa New Zealand, we'd like to take this opportunity to wish you, your staff, customers and whānau a very Merry Christmas and a happy new year. We're sure you'll agree it's been a busy, eventful and sometimes challenging year so we hope

you enjoy some well-earned rest and relaxation over the Summer period.

As we look forward to growing with you in 2024, we're proud of the developments and innovations we've launched this year. In addition to new rolling stock, track upgrades, and the fresh approach to network funding, we're:

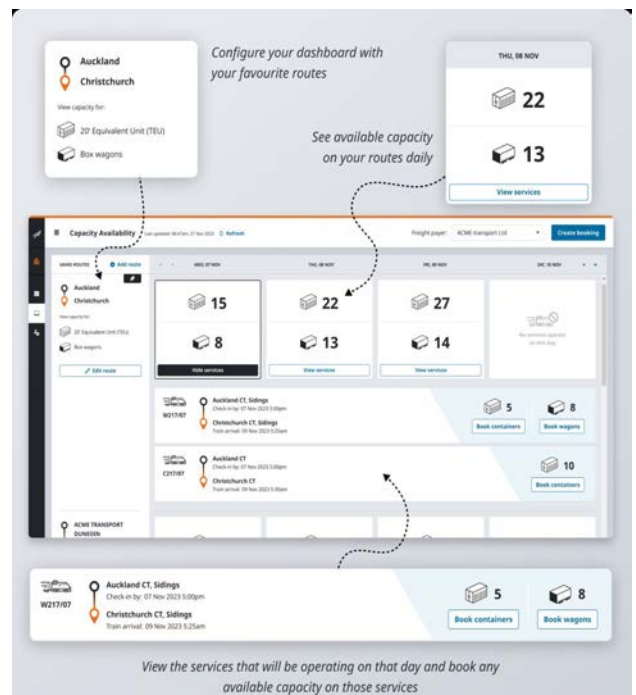
- **Modernising train control** – We've opened and are operating our new train control centre in Wallaceville, Wellington. It was designed to manage network growth and co-locate metro customer service and logistics teams to enable faster and more collaborative decision-making during disruption. It's also more resilient, with low risk from tsunamis, liquefaction, ground shaking and slips. We're building a new train control centre in Auckland too, which will be essential to run the more frequent commuter services that will come with the City Rail Link. Train Control's 25-year old computer system is also getting an upgrade, which will provide greater automation and timekeeping oversight while allowing us to control the rail network simultaneously from Auckland and Wellington.



- **Digital Wagon tracking** – We're in the process of enhancing operational efficiency for end-to-end freight visibility.



- **Freight capacity dashboard** - Phase two of our digital Customer Portal has now been released, providing a view of available freight capacity on your favourite routes. View the services that will be operating on any day and book the available capacity.



- **New tours and packages on our three Scenic trains** - offering a more sophisticated tourism experience to both domestic and international travelers while supporting regional tourism and accommodation suppliers.



- **Intermodal hubs** – Growing road to rail inter-modality. Rail services for Tainui-owned Ruakura Superhub in the Waikato started in mid-September; we're developing the Fairfield Freight Hub alongside other parties at Fairton, South Island (opening April 2024); and we have Te Utanganui – Central NZ Distribution Hub (Palmerston North) in the pipeline with land designation complete and an investment case underway.


Here are some recent drone images from the Fairfield Freight Hub development at Fairton, near Ashburton. The hub will increase rail capacity from 6,000 twenty foot equivalent (TEU) to 20,000 TEU per annum. The siding has been built – with just lighting, signalling and tamping still to be completed. We remain on target for an April 2024 start.



The Ruakura freight superhub, Waikato




- **Hillside Mechanical Hub and Wagon Assembly Depot** – Construction is underway at Hillside in Dunedin. The new purpose-built facility will be used for the domestic assembly of new wagons, along with maintenance, repair and overhaul of locomotives and wagons.



- Waltham Mechanical Hub** - Waltham Mechanical Hub is taking shape with the new purpose-built maintenance building and western rail yard improvements now complete. Waltham is set to become the main South Island maintenance facility for locomotives, passenger carriages and wagons. The depot will have state of the art equipment and technology for safer ways of working, including jacks, a wheel lathe, and bogie drop pit. On the north facing roof, we have installed 774 solar panels which will produce most of the electricity required for the building (the panels can produce approximately 356kW of power). Work to complete the hub will continue into 2024 and includes finalising eastern rail yard works and converting the existing passenger maintenance building into an inventory store. The locomotive and passenger maintenance facilities will be up and running early 2024 with the full hub expected to be completed by the end of 2024. For more info visit www.kiwirail.co.nz/our-network/our-regions/waltham/
- Sustainability** – we joined the Infrastructure Sustainability Council (ISC) and committed to achieving an IS Excellent rating on the Drury Railway Stations programme.



We also dealt with some significant weather events in 2023, a year that saw extreme challenges for so many. The way communities were able to pull together, comfort each other and come up with solutions together was heartening to see and be a part of. Particularly, the work we did in the Hawke's Bay to restore vital rail links after the devastation of Cyclone Gabrielle.



The North Auckland Line (NAL) was also hit hard towards the start of this year, with severe damage inflicted by storms over Auckland's Anniversary weekend and then again by Cyclone Gabrielle and subsequent bad weather. At this stage, we're looking to re-open the line sometime in mid-2024.



Updated Port of Tauranga Metroport Rail Charge – effective 19 January 2024

We've just received advice from the Port of Tauranga that on Monday 19 January 2024 they are increasing the fee they charge KiwiRail whenever a container is either railed into or railed out of Metroport.

In our list of Ancillary Surcharges, we call this fee the "Port of Tauranga Metroport Rail Charge".

It applies to containers on the following basis:-

- any container that is consigned into Metroport from any location (other than the Port of Tauranga's Sulphur Point Container Terminal itself) and for which the Port of Tauranga is not the freight payer and where the inbound transport mode is rail; or
- any container that is consigned from Metroport to any location (other than the Port of Tauranga's Sulphur Point Container Terminal itself) and for which the Port of Tauranga is not the freight payer and where that outbound transport mode is rail.


For clarity, Metroport is defined as the inland port operation that KiwiRail operates on behalf of the Port of Tauranga at our Southdown Freight Terminal.

This is effectively a 'rail VBS' although there is no need to book slots such as is required under a road vehicle booking system.

The current charge is \$50.00 (excl. GST) per container regardless of its size and type. This will be increasing from 19 January 2024 to \$60.00 (excl. GST) per container.

The Port of Tauranga is also increasing Metroport's road VBS charges from the same date, so rail and road costs will both be impacted.

If you have any queries regarding this change, please contact the Port of Tauranga directly.




CT site hours

Over the festive period some of our container terminal (CT) sites will be running under revised operating hours. See the tables below or visit [/KiwiRail Freight](#)

TRUCK ACCEPTANCE HOURS - CHRISTMAS & BOXING DAY – 25TH & 26TH DECEMBER 2023

All changes to standard hours are marked in **red**.

Location	Friday 22 nd Dec	Saturday 23 rd Dec	Sunday 24 th Dec	Monday 25 th Dec Christmas Day	Tuesday 26 th Dec Boxing Day	Wednesday 27 th Dec	Thursday 28 th Dec
Ashburton	0700-1700	CLOSED	CLOSED	CLOSED	CLOSED	0700-1700	0700-1700
Auckland (Southdown)	0000-2359	0000-2359	0000-1800	CLOSED	0600-2359	0000-2359	0000-2359
Blenheim	0600-1800	0600-1530	CLOSED	CLOSED	CLOSED	0800-1600	0800-1600
Christchurch	0500-2045	0500-1245	0500-1245	CLOSED	CLOSED	0500-2045	0500-2045
Dunedin	0500-1700	CLOSED	CLOSED	CLOSED	CLOSED	0800-1600	0800-1600
Hamilton	0600-2130	0800-1330	CLOSED	CLOSED	0600-2130	0600-2130	0600-2130
Invercargill	0700-1600	CLOSED	CLOSED	CLOSED	0700-1600	0700-1600	0700-1600
Napier	0700-1430	CLOSED	CLOSED	CLOSED	CLOSED	0700-1630	0700-1630
New Plymouth	0700-1630	CLOSED	CLOSED	CLOSED	CLOSED	0700-1630	0700-1630
Oamaru	0730-1630	CLOSED	CLOSED	CLOSED	CLOSED	0730-1630	0730-1630
Palmerston North	0000-2359	0000-1130	CLOSED	CLOSED	CLOSED	0400-2359	0000-2359
Tauranga	0000-2359	0000-2359	0000-2359	0000-0600	0600-2359	0000-2359	0000-2359
Temuka	0600-1700	0800-1700	0600-1500	CLOSED	0600-1500	0600-1700	0600-1700
Timaru	0730-1400	CLOSED	CLOSED	CLOSED	CLOSED	0730-1600	0730-1600
Wellington	0000-2359	0000-1330	CLOSED	CLOSED	CLOSED	0800-1600	0800-1600
Whanganui	0700-1630	CLOSED	CLOSED	CLOSED	CLOSED	0700-1630	0700-1630
Whangarei	0700-1600	CLOSED	CLOSED	CLOSED	CLOSED	0700-1600	0700-1600



TRUCK ACCEPTANCE HOURS - NEW YEARS DAY & DAY AFTER – 1ST & 2ND JANUARY 2024

All changes to standard hours are marked in **red**.

Location	Friday 29 th Dec	Saturday 30 th Dec	Sunday 31 st Dec	Monday 1 st Jan New Year's Day	Tuesday 2 nd Jan Day after New Year's	Wednesday 3 rd Jan	Thursday 4 th Jan
Ashburton	0700-1700	CLOSED	CLOSED	CLOSED	CLOSED	0700-1700	0700-1700
Auckland (Southdown)	0000-2359	0000-2359	0000-1400	CLOSED	0600-2359	0000-2359	0000-2359
Blenheim	0800-1600	CLOSED	CLOSED	CLOSED	CLOSED	0800-1600	0800-1600
Christchurch	0500-2045	0500-1245	0500-1245	CLOSED	CLOSED	0500-2045	0500-2045
Dunedin	0800-1600	CLOSED	CLOSED	CLOSED	CLOSED	0800-1600	0800-1600
Hamilton	0600-2130	0800-1330	CLOSED	CLOSED	0600-2130	0600-2130	0600-2130
Invercargill	0700-1600	CLOSED	CLOSED	CLOSED	0700-1600	0700-1600	0700-1600
Napier	0700-1430	CLOSED	CLOSED	CLOSED	CLOSED	0700-1630	0700-1630
New Plymouth	0700-1630	CLOSED	CLOSED	CLOSED	CLOSED	0700-1630	0700-1630
Oamaru	0730-1630	CLOSED	CLOSED	CLOSED	CLOSED	0730-1630	0730-1630
Palmerston North	0000-2359	0000-1130	CLOSED	CLOSED	CLOSED	0400-2359	0000-2359
Tauranga	0000-2359	0000-2359	0000-2359	0000-0600	0600-2359	0000-2359	0000-2359
Temuka	0600-1700	0800-1700	0600-1500	CLOSED	0600-1500	0600-1700	0600-1700
Timaru	0730-1600	CLOSED	CLOSED	CLOSED	CLOSED	0730-1600	0730-1600
Wellington	0800-1600	CLOSED	CLOSED	CLOSED	CLOSED	0800-1600	0800-1600
Whanganui	0700-1630	CLOSED	CLOSED	CLOSED	CLOSED	0700-1630	0700-1630
Whangarei	0700-1600	CLOSED	CLOSED	CLOSED	CLOSED	0700-1600	0700-1600

Christmas Block of Lines

This Christmas holiday period, our teams will be busy across Aotearoa New Zealand progressing work on key projects to build resilience and efficiency across the network. Growth in freight and passenger demand is forecasted to grow 30% by 2030, which heightens the need to future-proof and ensure capacity meets demand.

[Click here to view our upcoming work >](#)

Please be advised that due to statutory holiday cancellations and extensive block of lines in Auckland, Wellington and Picton over the holiday period, the below services have been affected:

Interisland Freight:

Southbound (Auckland to Christchurch)

Last day		First Day	Resumes normal service	
			To Christchurch	To Blenheim
Friday 22 December		Thursday 4 January	Mon 8 Jan	Wed 10 Jan
Freight cut off: 20:00		Freight cut off: 17:00		
Departure 22:00		Departure 18:37		
Connects to ferry RF03 Sunday and special 733 Sunday		Thursday and Friday's freight connects to ferry RF03 on Saturday 6		
Arrives Christchurch		Arrives Christchurch		
Sunday 24 December		Sunday 7 January		
20:53		01:22		

Northbound (Christchurch to Auckland)

Last Day			First Day		
Northbound	Ex Blenheim	Hazardous-Freight	Northbound	Ex Blenheim	Hazardous Freight
Saturday 23 December	Thursday 21 December Service BV1F	Thursday 21 December	Friday 5 January Service 712	Monday 8 January Service BV1F	Monday 8 January
Freight cut off 19:45	Freight cut off 14:30	Freight cut off 20:00	Freight cut off 19:45	Freight cut off 14:30	Freight cut off 20:00
Departure 22:30	Departure 16:30	Departure Friday 22 Dec 07.50	Departure 22:30	Departure 16.30	Departure 07:05
Connects to ferry RF06 Sunday and special 242 Sunday			Connects to ferry RF06 Saturday and special 248A Saturday		
Arrives Monday 25 December	Arrives Friday 22 December	Arrives Sunday 24 December	Arrives Sunday 7 January		
Hamilton 05:06.					
Auckland 07:17	22.36	22.00	06:49		

For any queries, contact us at [Contact Us | KiwiRail Freight](#)

North Island Freight

Auckland to Wellington	There are no services running between Auckland and Wellington from Sunday 24 December – Sunday 7 January. Freight cut off 17:00 Last service 221 leaving Auckland Friday 22 December at 18.37 Arriving Wellington 08.41				
Auckland to Palmerston North (special services)	Wednesday 27 Dec 215P	Thursday 28 Dec 215P	Friday 29 Dec 215P	Thursday 4 Jan 221W	Friday 5 Jan 221W
	Freight cut off 18:30			Freight cut off 17:00	
From Auckland	Departing 20.27			Departing 18.37	
	Arriving Palmerston Nth 06.40			Arriving Palmerston Nth 08.41	
From Palmerston North 228A	Freight cut off 22:00 Departing 00.08				
	Arriving Auckland 15.15				
	convey all freight normally booked to services ex Auckland – Palmerston North including 229 and 225.				

South Island Freight

All services will run as normal besides statutory holiday cancellations			
Monday 25 Dec	Tuesday 26 Dec	Monday 1 Jan	Tuesday 2 Jan
No service	No service	No service	No service



Thank you for your support

We wish you and your team all the very best the festive season has to offer. Rest up, stay safe, and we're looking forward to being alongside you in 2024, the team at